

MF BETA

MF 7360 & MF 7370

5 OR 6 STRAW WALKERS | 306–360 HP



MASSEY FERGUSON

BORN TO **FARM**

MF BETA

THIS IS WHERE IT MATTERS



06 CHOOSE YOUR TABLE

08 THRESHING & SEPARATION

12 IN THE SKYLINE CAB

24 PARALEVEL SYSTEM

18 MADE FOR POWER & EFFICIENCY


MF BETA – Built to meet your demands	4
Choose your table	6
Threshing & Separation	8
In the Skyline Cab	12
Made for Power & Efficiency	18
Made for Smart Farming & Connectivity	20
Paralevel System	24
Parts & Services	26
MF BETA – Options & Specifications	30

BUILT TO MEET THE NEEDS OF THE MOST DEMANDING HARVESTS

The MF BETA combine harvesters offer a straightforward, practical design with a mix of technology and functional features that are simple to work with in the field, where time is of the essence.

Model	Max power (hp/kW)	No. of straw walkers	Grain capacity (litres)
MF BETA 7360	306/225*	5	9000
MF BETA 7370	360/265*	6	9000
MF BETA 7360 ParaLevel (i)	306/225*	5	8600
MF BETA 7370 ParaLevel (i)	360/265*	6	8600

*With power boost



The Skyline Cab

Comfortable, spacious cab with TechTouch Terminal which is mounted to the driver's seat, for monitoring/adjustment of combine settings at the touch of a button.

X L Grain Tank

Grain tank with electrically-operated lids offering a high capacity for long runs in the field.

PowerFlow header

Active crop flow for continuous feed to the threshing cylinder in all conditions.

Power Feed roller

Ensures continuous feed across the full width of the crop elevator for high outputs and excellent threshing quality.

ParaLevel front axle (only on ParaLevel models)

Unique and innovative combine levelling system for narrow transport width of 3.5 m and combine levelling up to 20% (4WD) 15% (2WD).

Threshing cylinder

High inertia threshing cylinder with ballast bars delivers high performance even in tough conditions.

Multi Crop Separator Plus

Increased active grain separation in tough conditions. Uniquely the MCS Plus concave can be swivelled over the top to maintain good straw quality in dry conditions.

Powerful & Fuel Efficient Engines

Powerful AGCO Power 6-cylinder engine with SCR technology for excellent fuel efficiency and cleaner emissions.

Heavy-duty concave

Independent setting of the front and rear concave clearance allows operators to optimise adjustments for best threshing results in any crops and conditions (Sectional, Universal and Maize concave options).

5 or 6 Straw walkers

4.2 m long straw walkers with high and permeable straw walker steps for improved separation.

Shaker shoe

Long grain pan with high dividers and 'High Capacity' sieves deliver a very clean grain sample.

6-row straw chopper

Adjustable chopper, with serrated blades creates an excellent chop quality at a low power requirement, providing an even spread of material across the entire working width of the table.

VIRTUAL REALITY



Use your smart phone TO step inside THE MF BETA



STEP 1

Use a QR code reader app. Download it for free from iTunes or the Android Play store.



STEP 2

Open the app and scan this QR code...



STEP 3

...and step inside your Massey Ferguson combine.

Live the eXperience in 2D, moving your smartphone around in all directions or using your fingers.



STEP 4

Live the full VR 3D Experience by clicking on the dedicated icon and use in combination with a pair of VR glasses.

CHOOSE YOUR TABLE

START WELL, FINISH WELL.

Your header is critical to how well your combine performs. With a lifetime of experience, Massey Ferguson offers you a choice of its premium PowerFlow table or high capacity FreeFlow tables.

The Power Feed Roller at the front of the main crop elevator gives a consistent crop flow from the table into the main crop elevator. It can be reversed simply and effectively from the cab.


Combined multicoupler is standard for quick table dismount.



Full width auger fingers on the FreeFlow table increase auger throughput, ensuring positive and fast feed into the main crop elevator.

The Schumacher knife is the best performing knife in the business at 1,220 cuts a minute. Self-cleaning and consistently sharp; this keeps the crop moving in tough conditions.

FREEFLOW UP TO 7.6 M



POWERFLOW UP TO 7.7 M



The knife is a massive 1.14 m from the table auger so vision and performance are optimum. The rugged PowerFlow belts power the crop away from the knife and into the main crop elevator at a consistent speed. The belts also deflect stones rather than taking them into the machine where they might cause damage.



TerraControl II provides a mix of automatic functions for the standard table-levelling (FreeFlow or PowerFlow), ground-following system (Field pressure) – all the metrics are controlled from the operator's multifunction lever. Small changes in height requirement can be made quickly and easily creating an even feed in changing conditions. The automatic reel speed function takes tasks away from the operator so they can focus on getting the best from the machine.



The optional rape auger for the PowerFlow table increases the flow of tall crops into the elevator, helping to considerably increase output. Two electrical side knives are available as options to complete the Rape seed kit.

THRESHING & SEPARATION

THE FLEXIBLE HEART OF THE COMBINE. EQUIPPED WITH A ROBUST, HIGH-INERTIA CYLINDER AND A HEAVY-DUTY CONCAVE, THESE MACHINES CAN HANDLE CROPS EASILY.


The threshing drum has added weight in the form of ballast bars that increase the inertia in the cylinder as the rasp bars thresh the heads. This reduces load on the drives, power requirement and fuel consumption.

The concave has differentiated wire spacing, the rear section of the concave has half as many wires as the front section. This principle provides the optimum balance between high threshing capacity and good grain flow through the concave. The front and rear of the concave can be adjusted independently to optimise threshing quality.

At the rear, the main concave is extended by the Active Beater Concave which is adjustable in three positions depending on conditions.

TWO SYSTEMS IN ONE

The Multicrop Separator (MCS) provides a massive separation area to remove as much of grain as possible before it reaches the walkers.



The MCS has a unique feature that sets it apart – that's the ability to rotate the concave up over the top of the rotary separator when it is not required. The MCS concave is moved electrically, requiring no tools. This makes it possible to optimise machine performance in dry conditions reducing the load on the shaker shoes and considerably improving the straw quality.

A MULTITUDE OF APPLICATIONS

A full maize kit can be fitted including a maize concave. For this application the chopper speed reduction kit comes as standard with the grain version.

To increase versatility and save time Massey Ferguson can offer an optional Sectional concave which is designed to harvest a multitude of crops. The conversion time when moving from small grain to large seeded crops such as Soya, Maize and Sunflower can be completed in minutes rather than hours.


Or a Universal concave with removable elements can be fitted if required.

A special Rice cylinder / concave version can be ordered with unique peg and tooth design, specifically for separation in tough conditions. Additional components are also fitted which have extra wearing capability. This includes the grain augers, elevators and the MCS teeth. These specifications coupled with self-lubricating tracks and tables specific with hard wear components provide a versatile machine for rice as well as grain and maize.



CLEAN RESULTS

More clean grain in the tank brings higher returns. Efficient, but gentle threshing, followed by the well-proven separation and cleaning system results in the highest quality sample in the tank. An optional moisture sensor keeps check on the quality, while the yield monitor check on the quality, while the yield monitor option helps identify differences across the field, which can be mapped for analysis later.




A STANDARD GRAIN TANK OF 9000 LITRES AND 8600 LITRES ON THE PARALEVEL VERSION PROVIDE PLENTY OF CAPACITY, WHILE THE UNLOADING RATE OF 105 L/SEC IS ONE OF THE FASTEST IN THE CLASS.



A simple returns monitor shows the actual volume on a display in the cab, enabling operators to make quick changes to improve the sample.



The long straw walkers feature four steps with 'active walls'. The 210 mm high, vertical sections of the walker steps are made up of permeable grids. These are the highest for any conventional combine. The front steps of the straw walkers are reinforced for maize harvest making the combine much more durable for variable crops.



The 6 row straw chopper is specifically designed to give chopping and spreading performance suitable for farmers using reduced tillage operations. The knives are serrated to give a clean fine chop and reduce the power required. The fully adjustable stationary knives and straw chopper hood ensure complete control over the quality and spread of the chopped straw.



A twin rotor, adjustable chaff spreader is an option, along with optional electrical deflectors for the straw chopper. These allow the straw to be directed from the uncut crop if required.



For those keeping the straw, the gentle threshing system leaves it in perfect condition for easy baling for feed and bedding, as well as making dense bales for power generation.



MAKE THE MOST OF
YOUR WORKING DAY

IN THE SKYLINE CAB

A good cab environment is the key to getting the best performance from the machine and operator. The Skyline cab offers excellent visibility of the header, stubble, unloader and at the rear through large electrically adjustable mirrors or the standard camera feature in the TechTouch Terminal.



MADE FOR COMFORT

Sometimes it is the small details that can make a huge change to your workload.

Instructor seat with cooler and storage box



View your stubble scenery. A perfect view of the cutting table



Flexible and safe visibility from the two part mirrors



The cab comes with a host of features you would expect in an operator environment of this quality:

- ▶ Fully automatic air conditioning including heating
- ▶ Air suspension seat
- ▶ Electrically adjustable heated mirrors
- ▶ Excellent sound insulation including special sound absorbing glass means you work in quiet comfort
- ▶ Two part mirrors for selected visibility
- ▶ Safe and easy-to-use cab steps



Advanced TechTouch Terminal right at hand



Full view of the unloading auger without have to bend forward



All controls at your fingertips


MY SPACE TO WORK

Fundamental elements of good cab design include space, comfort and visibility. Ergonomically placed controls make the workload easier and more productive.



TIME TO HARVEST

Night working package includes H9 high intensity lights for all-round excellent visibility late into the evening and an option of extra LED lights are also available from the factory.



Well-positioned lighting turns night into day, ensuring that when the crop is ready and the conditions are good there's great visibility so you can carry on harvesting in comfort.

GET THE BEST FROM
YOUR MACHINE WITH
**OPERATOR-
FRIENDLY
CONTROLS AT
YOUR FINGERTIPS**



TechTouch Terminal

Perfectly in view and reach is the TechTouch terminal, providing all the relevant performance information and settings for the combine, touch screen controls with clear definition are easy to use and adjust.

Power grip lever

PowerGrip Multifunction lever falls naturally to hand. Sitting on top of the armrest it contains all the switches for the commonly used controls. The armrest can also be raised and moved forward to suit the operator, using two levers on the right hand side of the console.

Keypad

The soft touch keypad, located directly to the right side of the armrest, is used to operate the commonly used combine functions. The soft, raised keys lead directly to the individual menus on the TechTouch terminal.

- Guidance engagement
- Reel fore/aft
- Reel lift/lower
- Automatic header control engagement
- Automatic stop
- Cutting header up/down
- Cutting header level left/right
- Unloading auger open/close/Auto

- Drum speed setting
- Front concave clearance
- Rear concave clearance
- Fan speed setting
- Upper sieves setting
- Lower sieves setting
- Straw chopper deflector L/R, (option)
- Grain tank cover open/close
- Vertical knives engagement
- Road mode / Guidance engagement

- Longitudinal levelling*
- Manual longitudinal levelling*
- Cross levelling*
- Manual cross levelling*

- Reel speed setting
- Drive activation

- Unloading engagement
- Engine speed setting
- Park brake engagement
- 4WD engagement*
- Cutting header and table reverser engagement
- Thresher engagement

*optional



MADE FOR
**POWER &
EFFICIENCY**

We can promise you that your AGCO POWER Stage V engines use SCR (Selective Catalytic Reduction) and SC (Soot Catalyst) as the main exhaust after-treatment technology.

Consistent, reliable harvesting performance in all conditions is ensured thanks to the engine delivering a long, flat torque curve specifically designed for constant power delivery under load. Combined with the highly efficient drivelines, this also saves fuel, increasing harvesting efficiency and cutting costs.

8.4L ENGINE
uses DOC+SC+SCR+EGR after treatment system*

LOW NOISE
Running at lower rpm

FUEL SAVING
Very low fuel consumption

MAINTENANCE-FREE SYSTEM

* 7.4l engine uses DOC+SC+SCR after treatment system

MADE FOR SMART FARMING & CONNECTIVITY

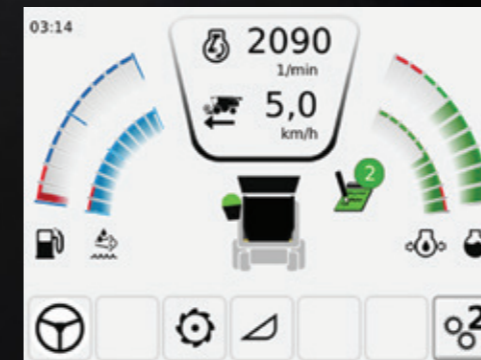
Designed to make your life easy

- ▶ Large, easy-to-read screen, divided into four parts, enables operators to quickly find what they need to see. Designed to help get the best from the settings, its logical layout makes it simple to navigate – using either the navigator pad or the short-cut keys on the touch screen
- ▶ Clear colour display makes it easy to understand and act on information
- ▶ Adjustable mounting enables operators to select the best working position
- ▶ Automated crop settings – up to 10 different crop settings can be made
- ▶ A rear-view camera is standard, with its images displayed directly on the TechTouch terminal, providing perfect visibility of what is happening behind the combine
- ▶ Combines come pre-wired for a second camera option

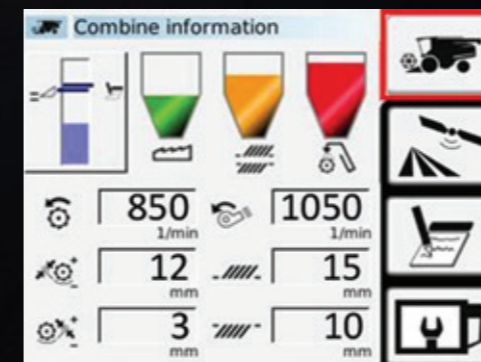


OPERATION AND CONTROL AT YOUR FINGERTIPS

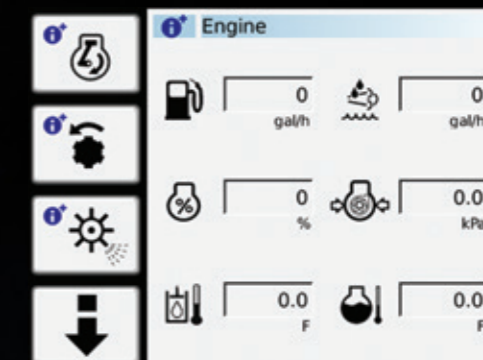
The TechTouch Terminal is the control centre for all key performance operations. This can all be accessed via the touch screen or you can use the unique safety navigator to display the screen you require.



◀ The general information screen is always on display in the top left-hand corner of the display. It shows engine speed and ground speed. Alongside these are the gauges for fuel, AdBlue, oil and engine temperature. The graphic also displays the current combine status for the grain tank and the unloading auger.



◀ The easy to read displays on the combine main menu indicate actual and set header height, grain loss from straw walkers and sieves, and the returns volume. Below that are the current settings for header height, cylinder speed, concave opening front/rear, fan speed, sieve opening top/bottom. All settings can quickly be adjusted using shortcut keys on the icons.



◀ The windows at the bottom of the terminal are called Info plus screens. Here the operator can select between various screens giving detailed information on the combine functions. For example the operator can see information at a glance on the engine and shaft speeds and be reassured that all systems are working fine.



◀ Up to two camera views can be seen in the terminal windows at the bottom. The operator can decide to have the camera view on display at all times or only for example, whilst reversing. The image can be enlarged to show the whole screen at the touch of a button, quickly and safely.

MFguide

GUIDANCE AND PRECISION FARMING




Guidance engagement

Using the latest technology – the MF Guide option can steer you through to higher performance - optimising the field layout and keeping you on track. Easily set from the terminal, MF Guide can offer accuracy down to 5cm or you can use an RTK signal if required. Automation leaves the operator able to focus on getting the best from the whole machine. A button on the Multifunction lever re-activates the system when turning on the headland.

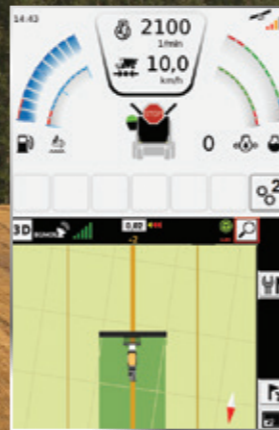


Information logs

The terminal can provide performance information through the resettable trip counters gathering data such as area harvested, fuel used and time taken. Field names can be set up to make management simpler and allow the operator to collect data on the machine's performance.



Set-up screen



MF Guide workflow screen

MFcare

FIX YOUR COSTS AND GUARANTEE OPTIMUM PERFORMANCE FOR YOUR MF BETA WITH MF CARE.

MF Care Service and extended warranty contracts are flexible to suit your payment and operating hours requirements. Regular servicing provides preventive maintenance – picking up any faults before they become a problem, which helps reduce downtime. A full dealer service history using genuine AGCO Parts will also increase the residual value of the machine.

- ▶ Support maximum residual value of your tractor
- ▶ Flexible terms and long-term price packages
- ▶ Available up to 12 months from registration
- ▶ Experienced MF technicians available for on or off-site servicing

INFORMATION, WHEREVER AND WHENEVER YOU NEED IT

MFconnect

CONNECTED ANYWHERE. ANY TIME.

GREATER UP-TIME, OPTIMISED MAINTENANCE AND SMARTER SERVICES WITH MF CONNECT.

OWNER, DEALER AND COMBINE ARE 100% CONNECTED!

MF Connect is a fleet monitoring system, that allows customers to keep a close eye on their Massey Ferguson machines.

Viewing machinery operations and equipment operating parameters in virtually real time on their mobile phone, tablet or desktop computer has never been easier.


This enables owners and managers to manage operations more effectively, helping to improve operating efficiency with remote diagnostics, ensuring optimum uptime.



	SILVER	GOLD
DETAILS	REGULAR MAINTENANCE CONTRACTS The Service Package includes all prescribed maintenance work on the basis of fixed prices.	REPAIR CONTRACTS Extended warranty contracts which offer security against repair costs (except wear). Tariffs with or without excess available as an option.
MACHINE TYPE	All	All
REGULAR MAINTENANCE*	YES	YES
REPAIR COST	NO	YES
DEDUCTIBLE	NO	Option: €0, €190, €490

*the list price stated by AGCO refers solely to the extended warranty and doesn't include maintenance.

MASSEY FERGUSON OFFERS A COMPREHENSIVE AND EFFICIENT RANGE OF SERVICES



ISOBUS compatible machines only

PARALEVEL SYSTEM

ADVANCED SELF-LEVELLING
FLATTENS EVEN THE MOST
CHALLENGING TERRAIN



20% (4WD) 15% (2WD)

TRANSPORT WIDTH WITHIN 3.5 M

(800 tyres 5 walker) (650 tyres 6 walker)

MF 7360 / 7370 PLI (VERSION)

For those operating on even steeper land the MF BETA 7360 / 7370 PLI models which, as well as the ParaLevel system, come equipped with 4WD and the 'Integrale' option to provide auto-levelling of up to 30% uphill and 10% downhill.

The system keeps combines working efficiently on more marginal ground. Operating automatically and seamlessly, it ensures the driver can safely concentrate on harvesting performance.

Both the MF BETA 7360 and MF BETA 7370 are available in ParaLevel versions. This straightforward parallel linkage system provides automatic levelling across slopes up to 20% (4WD).

ParaLevel automatically levels the machine and ensures components can continue to operate at peak performance. This boosts combine output, reduces losses and improves the sample when working on slopes.

Combines with ParaLevel come with 4WD as standard, which improves traction and control in all conditions and increases operator safety – 2WD is an option.



PARTS & SERVICE

IT'S ALL ABOUT A LIFETIME OF SUPPORT

Buying, owning and maintaining farm machinery can be complex, so having absolute peace of mind that you have great back-up and support is a hugely important consideration. As a Massey Ferguson customer you are assured of personalised, responsive and friendly support from our network of expert dealers who truly understand your business.

There's no cut-off time for Parts and Service because a machine may be out of service. We're available to you throughout your ownership of your Massey Ferguson machine.

We take great pride and responsibility in every machine we sell and we make it our mission to keep your machinery running reliably, every time you turn the key.

“ Easy access to removable grain pan sections helps me get the job done quickly ”



THE MF BETA HAS BEEN DESIGNED TO PROVIDE FAST, STRAIGHTFORWARD, EASY AND COST-EFFECTIVE ROUTINE MAINTENANCE.

We have combined practicality with style to ensure daily maintenance is speedy, straightforward and simple, taking the stress out of maintaining your combine, getting you to the field earlier for greater productivity and giving you some free time. With a Massey Ferguson MF BETA combine, time spent in the yard preparing for the day ahead is kept to a minimum.



Easy refuelling - both tanks are located next to each other for easy access



Checking and cleaning the air filter



Easy change from chopping to swathing for bales



Safe and simple access for radiator cleaning



Safe engine compartment and grain tank access with removable ladder



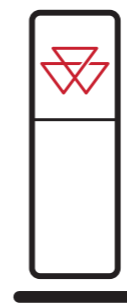
One piece panels with lights allow for quick inspection access

ALWAYS BY YOUR SIDE TO INCREASE YOUR PROFIT AND EFFICIENCY

EVERYTHING YOU NEED TO SUPPORT THE OPERATION OF YOUR MF BETA COMBINE.

Accessible and adaptable, our Aftersales Support will help you control running costs, budgeting and business planning - ensuring each machine's operating hour is a success and giving you the freedom to focus fully on the core business of farming.

This comprehensive suite of service-related-products makes it easier than ever to own and operate **Massey Ferguson** farm equipment.



YOUR MASSEY FERGUSON DEALER

Represents the best farm machinery expertise in your area. You can always rely on your dealer to provide you with excellent customer service. With highly skilled technicians delivering servicing, maintenance and repairs and knowledgeable parts and machinery sales staff available to advise on new equipment, technology upgrades, accessories or replacement parts.

MORE THAN 4,700 SERVICE & REPAIR POINTS WORLDWIDE

For the above support packages, country terms and conditions apply. Please note all packages may not be available in all markets.

Please check with your local MF Dealer/Distributor.



GENUINE AGCO PARTS

The best guarantee of safeguarding the value of your machine over time and protecting it from unplanned downtime. Choose from an extensive range of accessories to enable you to adapt your machine to new or evolving farming practices, to keep comfortable and to remain safe. In addition, your MF Dealer offers a wide variety of important farming products such as lubricants, batteries, AdBlue®, care kits, and much more.

AGCO Parts are covered by AGCO's 12 months warranty, including labour when fitted by a MF Dealer. Your Dealer can support you with the parts you need, alternatively you can use the 'AGCO Parts Books to go' app.

Download from the App Store or from the Google Play Store. Your personal access data is available from your MF Dealer.



AGCO FINANCE

YOUR PARTNER TO GROW YOUR BUSINESS.

As the financial services provider for Massey Ferguson, we help you obtain your MF equipment through our tailored finance solutions, enabling usage or ownership of the world's best agriculture equipment.

Full Reliability: 30+ years of agricultural industry experience around the globe.

Full convenience: Conveniently through your local MF Dealer.

Full Partnership: We are with you along the way, through your entire business cycle.

MASSEY FERGUSON COLLECTION

NOW YOU CAN LOOK AS STYLISH AS YOUR MASSEY FERGUSON.

We have an exclusive range of high quality products to suit you, your farming activity, your family and your lifestyle.



AGCO'S HARVEST PROMISE

OUR CONFIDENCE IN SECURING YOUR HARVEST

AGCO's Harvest Promise is our commitment to you that, in the exceptional situation we can't get the parts to you in 48 hours, we will help you through our dealer network or even contribute towards a contractor to step in and harvest your crop until you're up and running again.*

*Terms & conditions apply. Only available in selected markets.

To find out what we have available please login into our online Shop:

Shop.MasseyFerguson.Com

SPECIFICATIONS AS STANDARD



8,280 – 9,040 mm



3,200 – 4,000 mm



3,490 mm

Table and main crop elevator	MF BETA 7360	MF BETA 7370	MF BETA 7360 PL (i)	MF BETA 7370 PL (i)
Cutting widths available on FreeFlow (m)	4.80 to 7.60	4.80 to 7.60	4.80 to 7.60	4.80 to 7.60
Cutting widths available on PowerFlow (m)	5.50 to 6.80	5.50 to 7.70	5.50 to 6.80 (6.20)	5.50 to 6.80 (6.20)
Table and elevator reverser	•	•	•	•
Automatic reel speed	•	•	•	•
TerraControl II Automatic Cutting height control	•	•	•	•
TerraControl II Autolevel table and Field pressure	•	•	•	•
Power Feed roller	•	•	•	•
Hi-inertia cylinder				
8 + 8 ballast bars	•	•	•	•
Width / diameter (mm)	1340 / 600	1600 / 600	1340 / 600	1600 / 600
Speed range (rev/min)	380 to 1100	430 to 1210	380 to 1100	430 to 1210
Concave				
ABC concave (degrees)	14	14	14	14
No. of bars	12	12	12	12
Wrap angle (degrees)	120	120	120	120
Area m ²	0.83	0.99	0.83	0.99
Multicrop Separator				
Width / Diameter (mm)	1340 / 600	1600 / 600	1340 / 600	1600 / 600
Separator concave				
No. of bars	8	8	8	8
Area m ²	0.9	1.07	0.9	1.07
Rotating concave system	•	•	•	•
Straw walkers				
No. / No. of steps	5 / 4	6 / 4	5 / 4	6 / 4
Separation area m ²	5.73	6.81	5.73	6.81
Shaker shoe				
Grain pan with high dividers	•	•	•	•
Top and bottom electrically adjustable sieves	•	•	•	•
Total area m ²	4.67	5.58	4.67	5.58
Full width volumetric blade type fan	•	•	•	•
Fan speed rev/min	350 to 1050	350 to 1050	350 to 1050	350 to 1050
Returns to cylinder with monitoring	•	•	•	•
Fan speed adjustment, electrical, in cab	•	•	•	•
Grain tank				
Capacity (litres)	9000	9000	8600	8600
Unloading rate (l/sec)	105	105	105	105
Auger length (m)	5	5	5	5
Unloading height (m)	4.45	4.45	4.45	4.45

Residue handling
Six row straw chopper
Number of knives
Engine
AGCO Power Selective Catalytic Reduction (SCR)
Capacity (litres)
Power (ISO 14396) hp/kW *with Power Boost
Fuel tank capacity (litres)
AdBlue (litres)
Transmission
Hydrostatic / 4 gears
Tyres
Front
Rear
Cab
Skyline
Dimensions
Overall length without table (mm)
Width without table, standard tyres (mm)
Weight (kg)

Options

MF BETA 7360	MF BETA 7370	MF BETA 7360 PL	MF BETA 7370 PL
-	-	○	○
•	•	○ (not PL i)	○ (not PL i)
○	○	○	○
○	○	○ (not PL i)	○ (not PL i)
Tyres (not PL i)			
Front	650/75 R 32	650/75 R 32	650/75 R 32
Front	710/75 R 32	710/75 R 32	710/75 R 32
Front	900/60 R 32	900/60 R 32	-
Below 3.5 m	800/65 R 32	650/75 R 32	800/65 R 32
Cleaning			
High performance top sieve for maize	○	○	○
Fan speed reduction, 270 to 840 rev/min	○	○	○
Accessories			
4WD rear axle (standard on ParaLevel version), multi media system with navigation, maize kit, air compressor, pea and bean kit, autoguidance, yield monitor, moisture sensor, LED working light pack.			

MF BETA 7360	MF BETA 7370	MF BETA 7360 PL (i)	MF BETA 7370 PL (i)
•	•	•	•
72	88	72	88
•	•	•	•
7.4	8.4	7.4	8.4
276/203 - 306*/225	320/ 235 - 360*/265	276/203 - 306*/225	320 / 235 - 360*/265
620	620	620	620
80	80	80	80
•	•	•	•
800/65 R 32	800/65 R 32	800/65 R 32	800/65 R 32
460/70 R 24	460/70 R 24	540/65 R 24	540/65 R 24
Heater, air conditioning, electrically controlled 2-part rear view mirrors, air suspended seat, 3D steering column, TechTouch Terminal, cooler box, rear view camera			
8910	8910	9000	9000
3645	3900	3550	3870
13500	14000	14800 (15200) (i)	15300 (15700) (i)

MF BETA 7360	MF BETA 7370	MF BETA 7360 PL	MF BETA 7370 PL
-	-	○	○
•	•	○ (not PL i)	○ (not PL i)
○	○	○	○
○	○	○ (not PL i)	○ (not PL i)
Tyres (not PL i)			
Front	650/75 R 32	650/75 R 32	650/75 R 32
Front	710/75 R 32	710/75 R 32	710/75 R 32
Front	900/60 R 32	900/60 R 32	-
Below 3.5 m	800/65 R 32	650/75 R 32	800/65 R 32
Cleaning			
High performance top sieve for maize	○	○	○
Fan speed reduction, 270 to 840 rev/min	○	○	○
Accessories			
4WD rear axle (standard on ParaLevel version), multi media system with navigation, maize kit, air compressor, pea and bean kit, autoguidance, yield monitor, moisture sensor, LED working light pack.			

KEY

- Standard specification
- Optional
- Not available
- * Depending on market legislation
- ⊕ ISO TR14396

Every effort has been made to ensure that the information contained in this publication is as accurate and current as possible. However, inaccuracies, errors or omissions may occur and details of the specifications may be changed at any time without notice. Therefore, all specifications should be confirmed with your Massey Ferguson Dealer or Distributor prior to any purchase.



www.MasseyFerguson.co.uk

www.facebook.com/masseyfergusonGlobal

[Twitter.com/MF_EAME](https://twitter.com/MF_EAME)

[Instagram.com/MasseyFergusonGlobal](https://www.instagram.com/MasseyFergusonGlobal)

www.YouTube.com/MasseyFergusonGlobal



MASSEY FERGUSON® is a worldwide brand of AGCO.
© AGCO SAS. 2024 | A-A-17325 | English



MASSEY FERGUSON

BORN TO **FARM**